

**afme** / **esf**

Securitisation Monthly  
Data Supplement



## TABLE OF CONTENTS

This report contains monthly updates as of 30 November 2010 of selected graphs contained in the quarterly *AFME / ESF Securitisation Data Report*.

Total Return Data are updated as of 31 August 2010 as these sets have been discontinued.

### 4. CMBS Spreads

4.1. European 3-5 Yr AAA CMBS Spreads.....	1
4.2. European 3-5 Yr BBB CMBS Spreads.....	1
4.3. US 3 & 5 Yr AAA CMBS Spreads.....	1
4.4. US 3 & 5 Yr BBB CMBS Spreads .....	1

### 5. RMBS Spreads

5.1. European 3-5 Yr AAA RMBS Spreads.....	2
5.2. European 3-5 Yr BBB RMBS Spreads.....	2
5.3. UK 3-5 Yr AAA RMBS Spreads .....	2
5.4. UK BBB RMBS Spreads .....	2

### 6. ABS Spreads

6.1. European 1-4 Yr AAA ABS Spreads .....	3
6.2. European 1-4 Yr BBB ABS Spreads .....	3
6.3. US 3 Yr AAA ABS Spreads .....	3
6.4. US 3 Yr BBB ABS Spreads.....	3

### 7. RMBS Prices

7.1. European 3-5 Yr AAA RMBS Prices .....	4
7.2. European 3-5 Yr BBB RMBS Prices.....	4
7.3. UK 3-5 Yr AAA RMBS Prices.....	4
7.4. UK 3-5 Yr BBB RMBS Prices .....	4

### 8. CMBS and ABS Prices

8.1. Pan-European 3-5 Yr AAA CMBS Prices .....	5
8.2. Pan-European 3-5 Yr BBB CMBS Prices .....	5
8.3. Pan-European 1-4 Yr AAA ABS Prices.....	5
8.4. Pan-European 1-4 Yr BBB ABS Prices.....	5

### 9. Indices Data

9.1. Securitised Index Option Adjusted Spreads .....	6
9.2. Pan-Europe Fixed and Floating Rate Index Prices .....	6
9.3. ABX.HE and CMBS Prices.....	6
9.4. PrimeX.ARM and PrimeX.FRM Prices .....	6

### 10. Total Return Benchmark Data

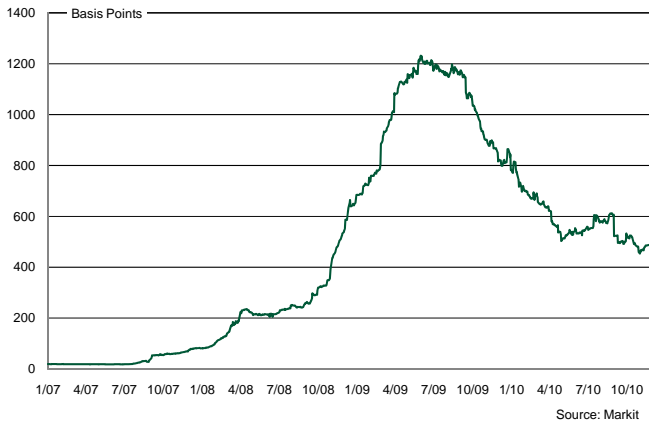
10.1. European Total Return RMBS AAA .....	7
10.2. European Total Return RMBS BBB.....	7
10.3. European ABS & CMBS Total Return AAA.....	7
10.4. European ABS & CMBS Total Return BBB .....	7

Annex .....	8
-------------	---

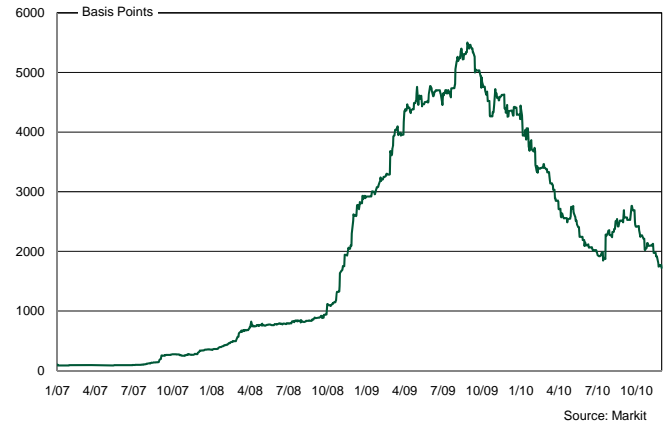
Disclaimer .....	8
------------------	---

# CMBS SPREADS

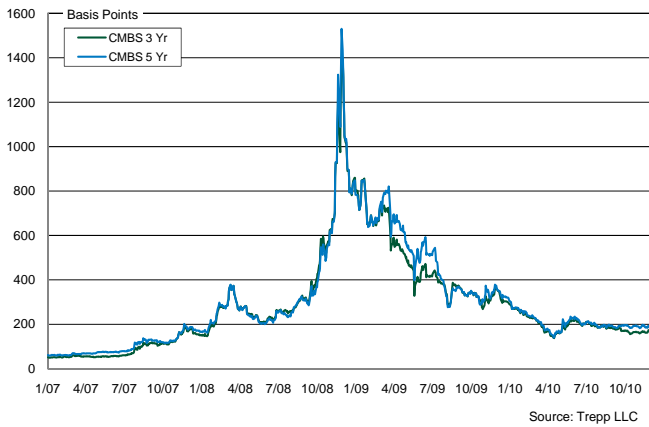
## 4.1. European 3-5 Yr AAA CMBS Spreads<sup>1</sup>



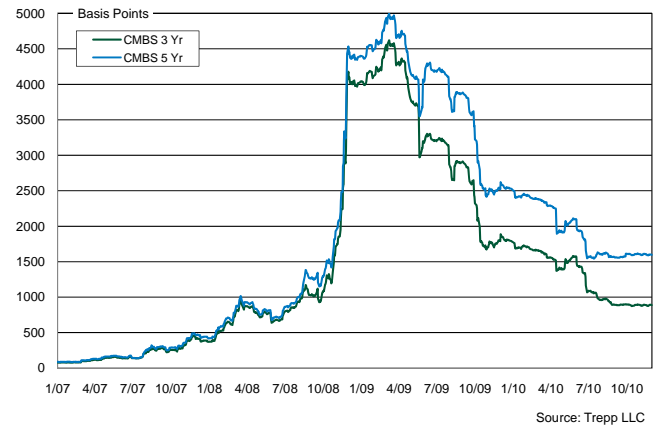
## 4.2. European 3-5 Yr BBB CMBS Spreads<sup>1</sup>



## 4.3. US 3 & 5 Yr AAA CMBS Spreads<sup>2</sup>



## 4.4. US 3 & 5 Yr BBB CMBS Spreads<sup>2</sup>



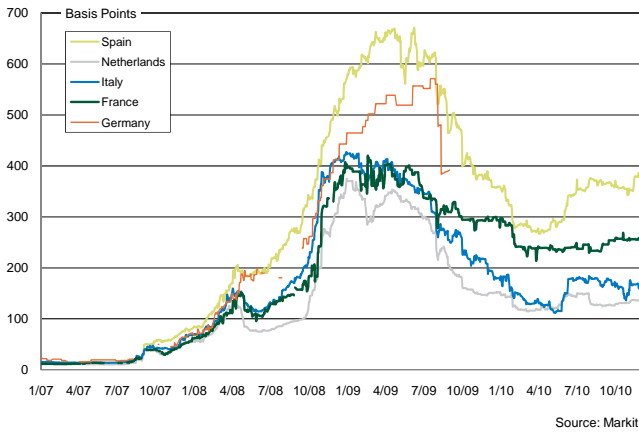
<sup>1</sup> Markit provides independent composite spread levels which are calculated from dealer contributions and are subject to multiple cleaning algorithms. These levels are equivalent to the 'discount margin' which is defined as the effective spread to maturity of a floating rate security after discounting the yield value of a price other than par over the life of a security.

<sup>2</sup> US CMBS spreads are quoted for Fixed Rate bonds as the spread to the yield on US Treasury Bonds with the same average life as the CMBS bond.

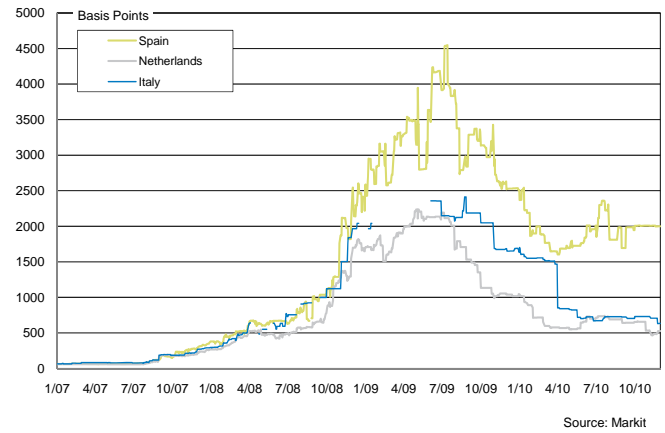
Note: Gaps in data availability occur in some places and result in linebreaks for those data series.

# RMBS SPREADS

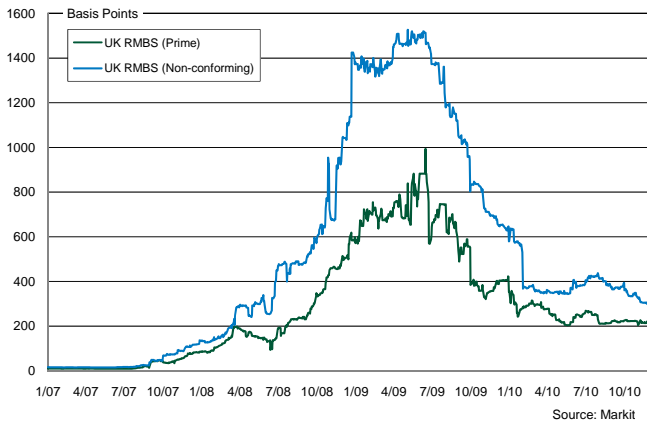
## 5.1. European 3-5 Yr AAA RMBS Spreads<sup>1,2</sup>



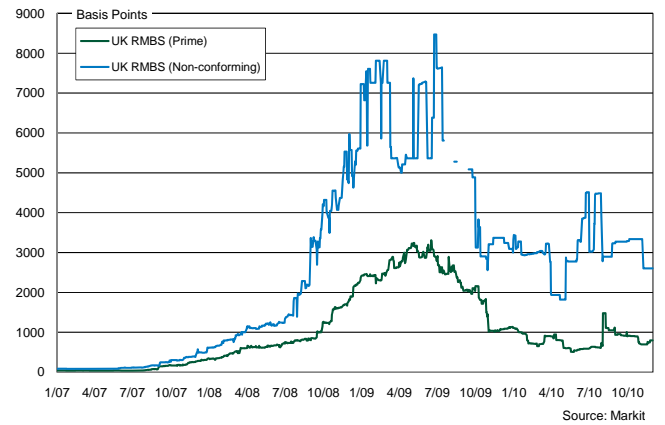
## 5.2. European 3-5 Yr BBB RMBS Spreads<sup>1,3</sup>



## 5.3. UK 3-5 Yr AAA RMBS Spreads<sup>1</sup>



## 5.4. UK BBB RMBS Spreads<sup>1,4</sup>



<sup>1</sup> Markit provides independent composite spread levels which are calculated from dealer contributions and are subject to multiple cleaning algorithms. These levels are equivalent to the 'discount margin' which is defined as the effective spread to maturity of a floating rate security after discounting the yield value of a price other than par over the life of a security.

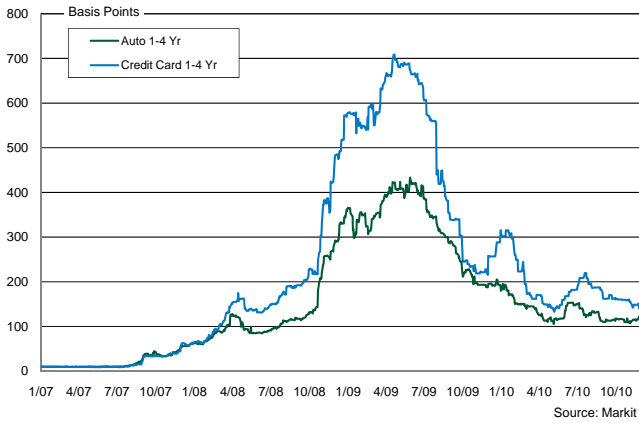
<sup>2</sup> German 3-5 AAA RMBS credit spreads are unavailable at time of publication.

<sup>3</sup> French and German 3-5 year BBB RMBS credit spreads are unavailable at time of publication.

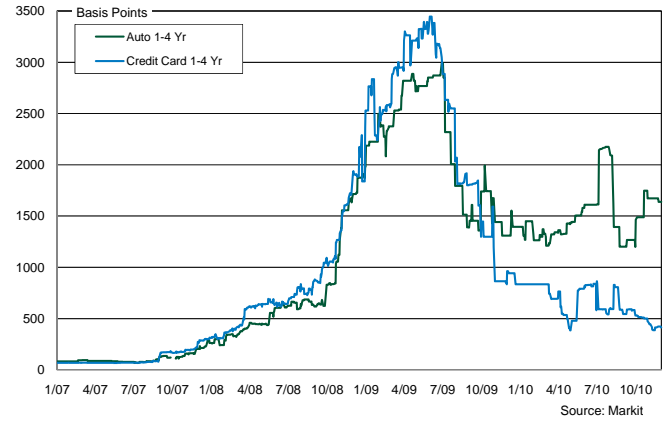
<sup>4</sup> Due to a lack of bonds populating the WAL 3-5 year sector for UK Prime RMBS BBB, the sector has been replaced with the WAL 1-3 year UK Prime RMBS sector. The UK non-conforming RMBS BBB sector will continue to remain WAL 3-5 years.

# ABS SPREADS

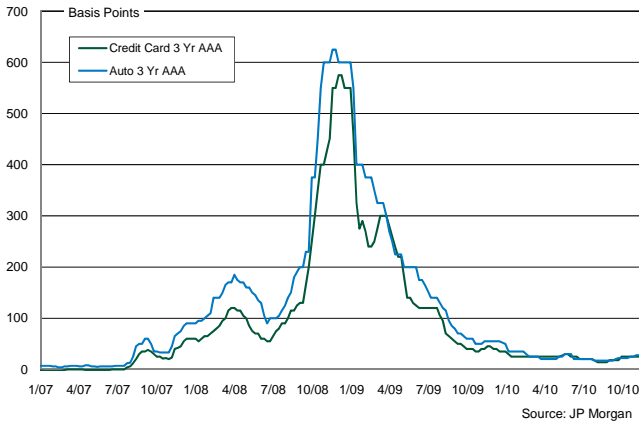
## 6.1. European 1-4 Yr AAA ABS Spreads<sup>1</sup>



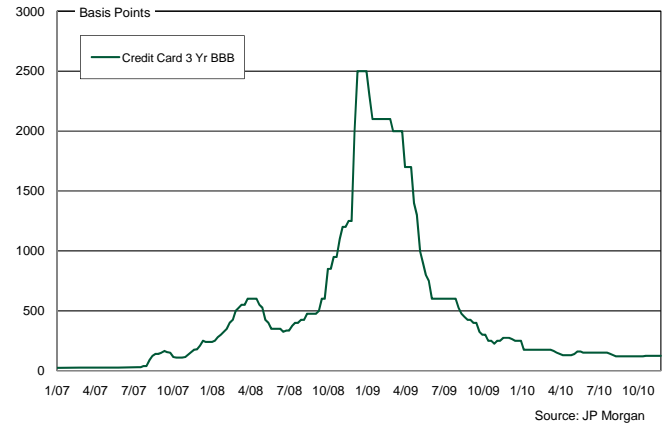
## 6.2. European 1-4 Yr BBB ABS Spreads<sup>1</sup>



## 6.3. US 3 Yr AAA ABS Spreads<sup>2</sup>



## 6.4. US 3 Yr BBB ABS Spreads<sup>2</sup>



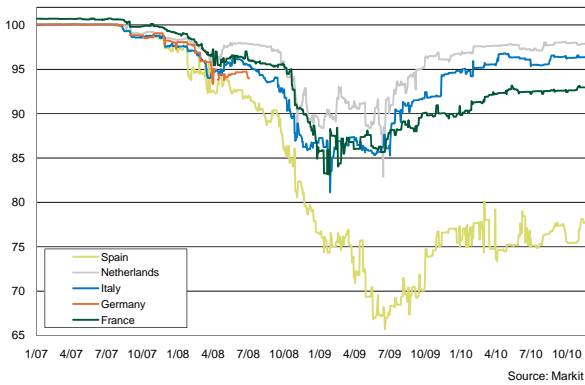
<sup>1</sup> Markit provides independent composite spread levels which are calculated from dealer contributions and are subject to multiple cleaning algorithms. These levels are equivalent to the 'discount margin' which is defined as the effective spread to maturity of a floating rate security after discounting the yield value of a price other than par over the life of a security.

<sup>2</sup> US 3 Yr Auto ABS BBB spreads are not available.

Note: Gaps in data availability occur in some places and result in linebreaks for those data series.

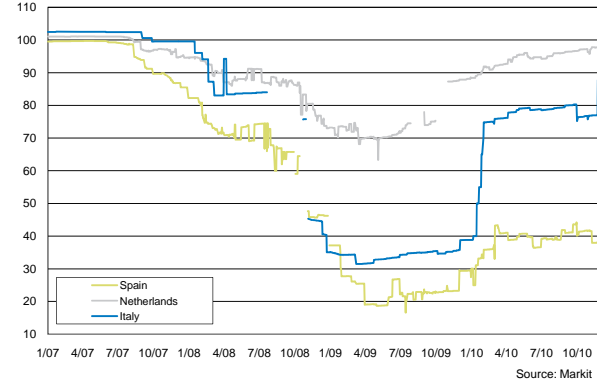
# RMBS PRICES

## 7.1. European 3-5 Yr AAA RMBS Prices<sup>1,2</sup>



1. Spanish AAA RMBS provided: IM Pastor 3, Fondo de Titulizacion Hipotecaria, Class A, Series 3. ISIN# ES0347862007. EUR-denominated.
2. Dutch AAA RMBS provided: Saecure 5 B.V. Class A, Series 5. ISIN# XS0217032738. EUR-denominated.
3. Italian AAA RMBS provided: Vela Home S.r.l. 3, Class A, Series 3. ISIN# IT0003933998. EUR-denominated.
4. German AAA RMBS provided: Hallam Finance plc, Class A, Series 1. ISIN# XS0206470865. EUR-denominated.
5. French AAA RMBS provided: FCC Loggias Compartment 2003, Class A, Series 1. ISIN# FR0010029231. EUR-denominated.

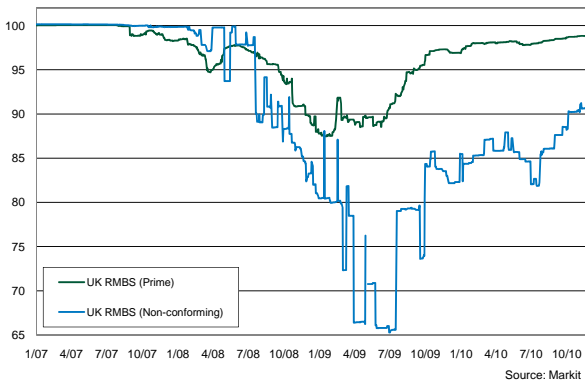
## 7.2. European 3-5 Yr BBB RMBS Prices<sup>1</sup>



1. Spanish BBB RMBS provided: Hipocat 8, Fondo de Titulizacion Activos, Class D, Series 1: ISIN# ES0345784047. EUR-denominated.
2. Dutch BBB RMBS provided: Dutch Mortgage Portfolio Loans IV B.V., Class C, Series 4. ISIN# XS0194097670. EUR-denominated.
3. Italian BBB RMBS provided: Intra Mortgage Finance 1 S.r.l., Class C, Series 1. ISIN# IT0003406003. EUR-denominated.

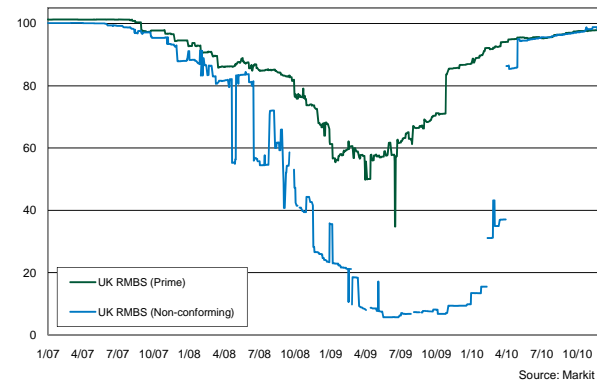
Note: French and German 3-5 Yr BBB RMBS data are not available.

## 7.3. UK 3-5 Yr AAA RMBS Prices<sup>1</sup>



1. UK AAA prime RMBS provided: Permanent Financing (No. 9) PLC, Class 4A, Series 9. ISIN# XS0248264060. EUR-denominated.
2. UK AAA non-conforming RMBS provided: First Flexible No. 4 Plc, Class A, ISIN# XS0132692384. GBP-denominated.

## 7.4. UK 3-5 Yr BBB RMBS Prices<sup>1</sup>



1. UK BBB prime RMBS provided: Permanent Financing (No. 5) PLC, Class C, Series 5. ISIN# XS0197070831. GBP-denominated.
2. UK BBB non-conforming RMBS provided: Leek Finance Number Sixteen Plc, Class Cc, ISIN# XS0232829332. EUR-denominated.

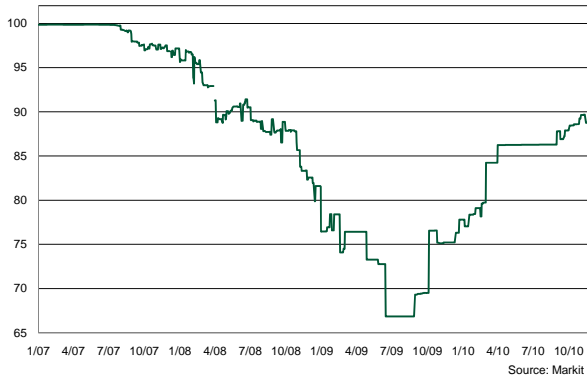
<sup>1</sup> Markit prices: Independent composite prices levels are calculated from dealer contributions which have been subject to multiple cleaning algorithms for one sample bond per sector and ratings category where possible. According to the rules we have agreed on previously, the security we have chosen receives the greatest number of contributions for a bond matching the criteria and must receive at least 3 individual contributions. We have included data from the start of 2007 to present.

<sup>2</sup> A composite level of prices for Germany 3-5 year AAA RMBS could not be formed after 7 July 2008.

Note: Gaps in data availability occur in some places and result in linebreaks for those data series.

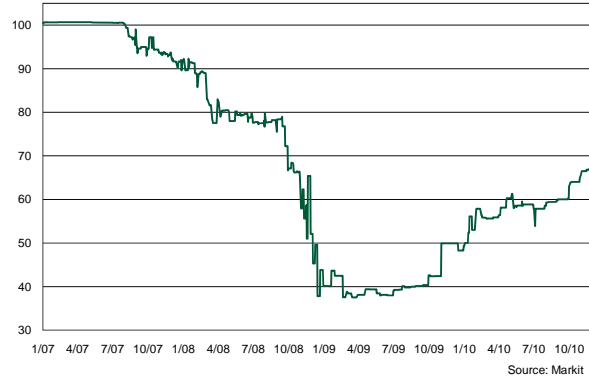
## CMBS AND ABS PRICES

### 8.1. Pan-European 3-5 Yr AAA CMBS Prices<sup>1</sup>



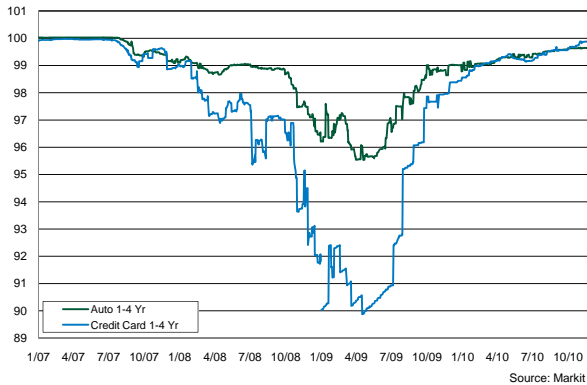
Pan-European AAA CMBS provided: Opera Finance (Metrocentre) Plc, Class A, Series 1. ISIN# XS0211548143. GBP-denominated.

### 8.2. Pan-European 3-5 Yr BBB CMBS Prices<sup>1</sup>



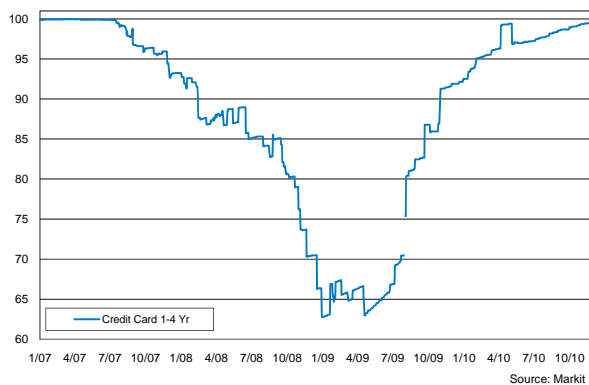
Pan-European BBB CMBS provided: German Residential Asset Note Distributor Plc, Class D, Series 1. ISIN# XS0260143101. EUR-denominated.

### 8.3. Pan-European 1-4 Yr AAA ABS Prices<sup>1</sup>



1. Pan-European AAA Auto ABS provided: Driver Two GmbH, Class A, Series 1. ISIN# XS0228171673. EUR-denominated.
2. Pan-European AAA Credit Card ABS provided: Arran Funding Limited 2005-B, Class A3, Series 2005-B. ISIN# XS0237919195. GBP-denominated.

### 8.4. Pan-European 1-4 Yr BBB ABS Prices<sup>1</sup>



1. Pan-European BBB Credit Card ABS provided: Arran Funding Limited 2005-B, Class C3, Series 2005-B. ISIN# XS0237922140. GBP-denominated.

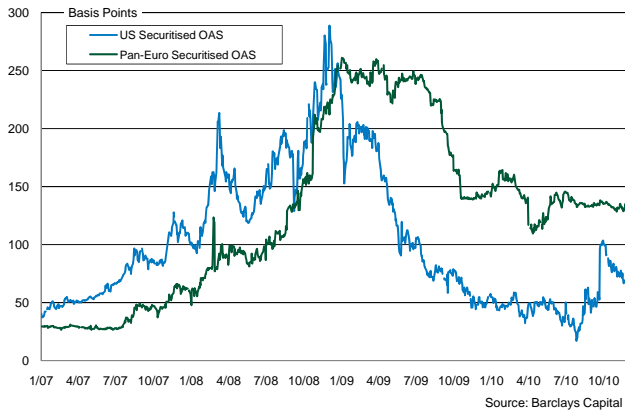
Note: Pan-European 1-4 Yr ABS BBB Auto price data are not available.

<sup>1</sup> Markit prices: Independent composite price levels are calculated from dealer contributions which have been subjected to multiple cleaning algorithms for one sample bond per sector and ratings category where possible. According to the rules we have agreed on previously, the security we have chosen receives the greatest number of contributions for a bond matching the criteria and must receive at least 3 individual contributions. We have included data from start of 2007 to present.

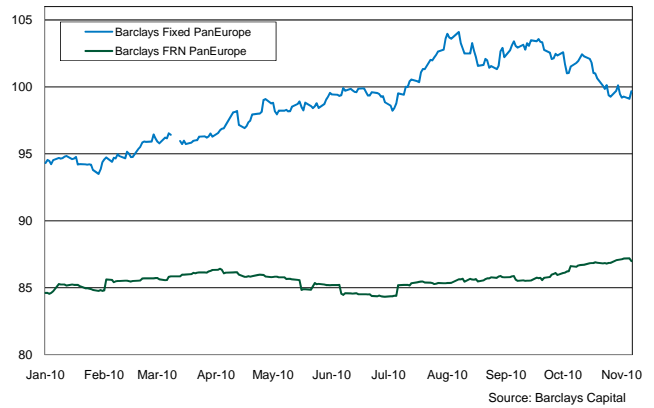
Note: Gaps in data availability occur in some places and result in linebreaks for those data series.

# INDICES DATA

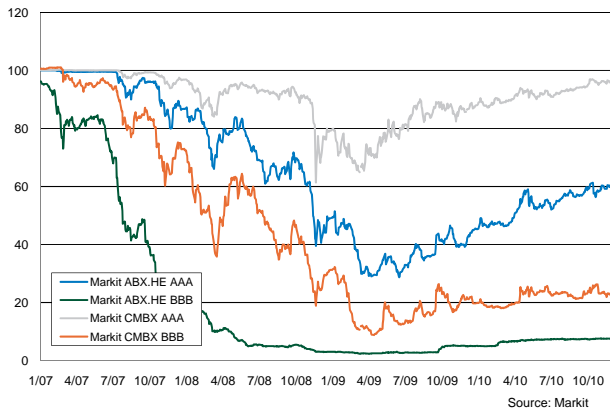
## 9.1. Securitised Index Option-Adjusted Spreads



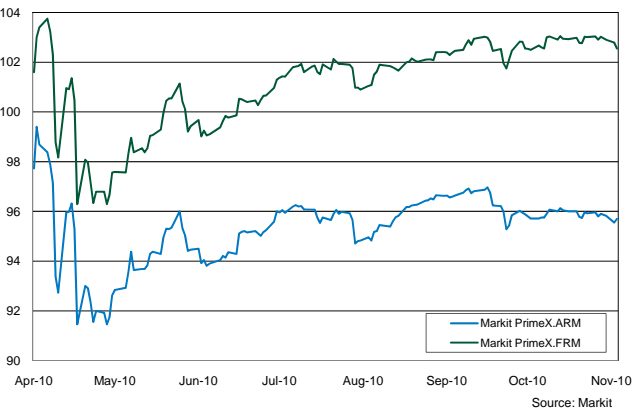
## 9.2. Pan-Europe Fixed and Floating Rate Index Prices<sup>1</sup>



## 9.3. ABX.HE and CMBS Prices



## 9.4. PrimeX.ARM and PrimeX.FRM Prices



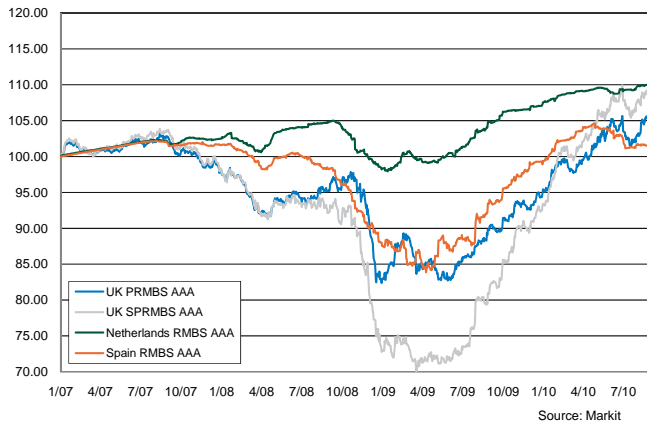
<sup>1</sup> ABX.HE and CMBX spreads are no longer available; prices will be available going forward for the indices.

Note: Gaps in data availability occur in some places and result in linebreaks for those data series.

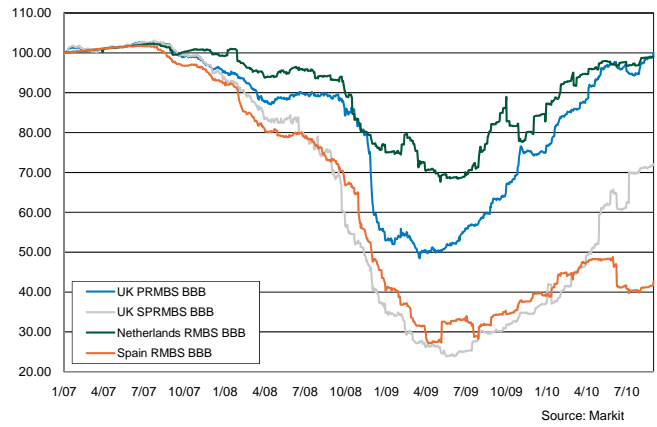


# TOTAL RETURN DATA

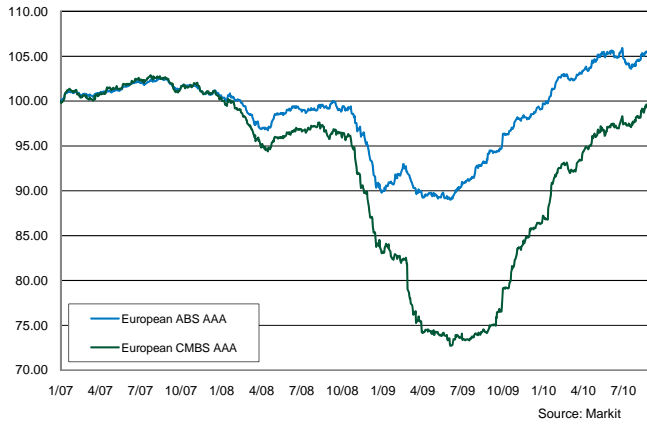
## 10.1 European Total Return RMBS AAA<sup>1</sup>



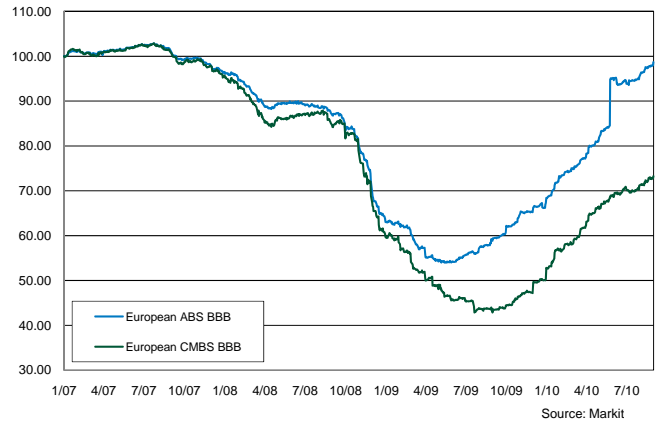
## 10.2. European Total Return RMBS BBB<sup>1</sup>



## 10.3. European ABS & CMBS Total Return AAA<sup>1</sup>



## 10.4. European ABS & CMBS Total Return BBB<sup>1</sup>



<sup>1</sup> Total Return Data is denominated in EUR.

## Summary of the Methodologies Adopted for this Supplement

### 4 - 6 Spreads

Deals and sources underlying these spread indices may change from time to time according to availability of reliable and accurate data.

#### 4.1. - 4.4. CMBS Spreads (p. 1)

These graphs present credit spread data for European and US AAA and BBB 3-5 Yr CMBS. European 3-5 year CMBS data are provided by Markit; composite spread levels are calculated from dealer contributions which have been subjected to multiple cleaning algorithms. Spread levels are equivalent to the discount margin. The discount margin is defined as the effective spread to maturity of a floating rate security after discounting the yield value of a price other than par over the life of the security. The spread calculation is based on data provided by dealer trading desks.

US CMBS 3 and 5 year spreads are provided by Trepp LLC. US CMBS spreads are quoted as fixed rate bonds based on the yield of US treasury bonds with the same average life.

#### 5.1. - 5.4. RMBS Spreads (p. 2)

European RMBS credit spreads are provided for 3-5 year AAA and BBB securities based on data provided by Markit. European credit spreads cover Spain, Netherlands, Italy, Germany and France. The UK RMBS spreads are provided for both prime and non-conforming transactions; UK prime BBB spreads have a WAL of 1-3 years, rather than 3-5 years, due to the lack of data availability for the 3-5 year sector. Markit spread calculations are based on data provided by dealer trading desks.

#### 6.1. - 6.4. ABS Spreads (p. 3)

European ABS credit spreads are provided for 1-4 year AAA and BBB securities based on data provided by Markit based on the same calculations described above.

US spreads reflect levels for AAA autos, AAA credit cards, and BBB credit cards; spreads are fixed against swaps and are provided by JP Morgan.

### 7 - 8 Prices

Deals and sources underlying these price indices may change from time to time according to availability of reliable and accurate data.

#### 7.1. - 7.4. RMBS Prices (p. 4)

These graphs represent price data for specific European and UK RMBS selected as benchmarks in the respective jurisdictions. The price calculations are provided by Markit and are based on data provided by dealer trading desks.

#### 8.1. - 8.4. CMBS and ABS Prices (p. 5)

These graphs represent price data for specific pan-European CMBS and ABS selected as benchmarks in the respective jurisdictions. The price calculations provided by Markit and are based on data provided by dealer trading desks.

#### 9.1. - 9.4. Indices Data (p. 6)

The first graph presents daily option-adjusted spreads provided by Barclays Capital for Europe from a cross-section of securitised products. The second graph presents prices provided by Barclays for a cross-section of pan-European securitised products, broken out by fixed and floating rates.

The third and fourth graphs present daily prices provided by Markit for the AAA- and BBB-rated US ABX.HE indices, AAA- and BBB-rated CMBX indices, and the AAA-rated PrimeX.ARM and PrimeX.FRM indices.

The ABX, CMBX, and PrimeX indices are a set of reference obligations issued by twenty issuers of RMBS or CMBS that meet the criteria specified in the ABX.HE, CMBX, or PrimeX index rules. The three sets of indices are benchmarks in the securitised marketplace for US subprime RMBS, CMBS, and prime non-agency RMBS respectively.

Price levels for the ABX, CMBX, and PrimeX indices are contributed from various dealers in the industry and are cleaned according to Markit's proprietary algorithms.

#### 10.1 - 10.4 Total Return Data (p. 7)

These graphs represent historical return composites generated by tracking the aggregate asset value on an underlying portfolio of single name bonds. EUR-denominated data are published for all Total Return Data, and are provided by Markit. More information is available at <http://www.markit.com/en/products/data/structured-finance/euro-abs-tra.page>.

### Disclaimer

The information and opinion commentary in this Securitisation Monthly Data Supplement (Supplement) was prepared by the securitisation division of the Association for Financial Markets in Europe (AFME / ESF) and the Securities Industry and Financial Markets Association (SIFMA). AFME / ESF and SIFMA believe that the information in the Supplement, which has been obtained from multiple sources believed to be reliable, is reliable as of the date of publication. In no event, however, does either of AFME / ESF and SIFMA make any representation as to the accuracy or completeness of such information. AFME / ESF and SIFMA have no obligation to update, modify or amend the information in this Supplement or to otherwise notify readers if any information in the Supplement becomes outdated or inaccurate. AFME / ESF and SIFMA will make every effort to include updated information as it becomes available and in subsequent reports. As information is collected from multiple sources and estimates by the individual sources may differ from one another, estimates for similar types of data could vary within the Supplement.



# www.afme.eu

**AFME / ESF**

**Rick Watson**, Managing Director

[www.afme.eu](http://www.afme.eu)

**SIFMA**

**Kyle Brandon**, Managing Director, Director of Research

**Sharon Sung**, Manager, Research Analyst

[www.sifma.org](http://www.sifma.org)